



District Report Card: 2017


State: Himachal Pradesh	District: Bilaspur (h.p.)
Class: 8	Subject: Language
Schools: 51	Students: 968


Participation/Coverage


Students

<div>GENDER</div> <div></div>	Boys		Girls	
	Number	%	Number	%
	472	48.76	496	51.24

<div>AREA</div> <div></div>	Rural		Urban	
	Number	%	Number	%
	905	93.49	63	6.51

<div>CATEGORY</div> <div></div>	SC		ST		OBC		GEN	
	Number	%	Number	%	Number	%	Number	%
	324	33.47	26	2.69	69	7.13	549	56.71

<div>CWSN</div> <div></div>	LD	VI	HI	S&LD	ID	Oth
	3	5	5	3	12	2

<div>Management</div> <div></div>	Government		Government-aided	
	Number	%	Number	%
	968	100.00	0	0.00

Average Performance of Students in Language (%)

Overall	Gender		Area		Management		Social Group			
	Male	Female	Rural	Urban	Govt.	Aided	SC	ST	OBC	GEN
60.89	60.97	60.81	61.87	46.77	60.89	0.00	58.19	63.33	55.65	63.02

Performance on Learning Outcomes (LOs)

Learning Outcomes	Description	Average Performance(%)
L813	Read textual/non-textual materials with comprehension and identifies the details, characters, main idea and sequence of ideas and events while reading	60.89

Range of Performance of Students who Answered Correctly							
Below 30%		30% - 50%		50% - 75%		Above 75%	
Number	%	Number	%	Number	%	Number	%
73	7.54	191	19.73	494	51.03	210	21.69

Lowest Performing Learning Outcomes (LOs)

1 - Read textual/non-textual materials with comprehension and identifies the details, characters, main idea and sequence of ideas and events while reading (60.89)